




















| Devise                                                                                                 | Cours Moyen | Billets de banque |             | Transactions |             |
|--------------------------------------------------------------------------------------------------------|-------------|-------------------|-------------|--------------|-------------|
|                                                                                                        |             | Cours Achat       | Cours Vente | Cours Achat  | Cours Vente |
|  DOLLAR CANADIEN         | 1,507.6590  | 1,485.0441        | 1,530.2739  | 1,485.0441   | 1,530.2739  |
|  RIYAL SAUDIENS          | 546.4449    | 538.2482          | 554.6416    | 538.2482     | 554.6416    |
|  YEN JAPONAIS            | 13.8880     | 13.6797           | 14.0963     | 13.6797      | 14.0963     |
|  COURONNE NORVEGIENNE    | 198.4391    | 195.4625          | 201.4157    | 195.4625     | 201.4157    |
|  LIVRE STERLING          | 2,381.7335  | 2,346.0075        | 2,417.4595  | 2,346.0075   | 2,417.4595  |
|  COURONNE SUEDOISE       | 187.2961    | 184.4867          | 190.1055    | 184.4867     | 190.1055    |
|  DOLLAR AMERICAIN        | 2,053.1300  | 2,022.3331        | 2,083.9270  | 2,022.3331   | 2,083.9270  |
|  FRANC SUISSE            | 2,059.2047  | 2,028.3166        | 2,090.0928  | 2,028.3166   | 2,090.0928  |
|  EURO                    | 2,043.4803  | 2,012.8281        | 2,074.1325  | 2,012.8281   | 2,074.1325  |
|  SHILLING KENYAN         | 16.9191     | 16.6653           | 17.1729     | 16.6653      | 17.1729     |
|  DROIT DE TIRAGE SPECIAL | 2,639.1304  | 2,599.5434        | 2,678.7174  | 2,599.5434   | 2,678.7174  |
|  RAND SUD AFRICAIN      | 112.8022    | 111.1102          | 114.4942    | 111.1102     | 114.4942    |
|  AUSTRALIAN DOLLAR     | 1,317.9041  | 1,298.1355        | 1,337.6727  | 1,298.1355   | 1,337.6727  |
|  SHILLING TANZANIEN    | 0.8804      | 0.8672            | 0.8936      | 0.8672       | 0.8936      |
|  SHILLING OUGANDAIS    | 0.5396      | 0.5315            | 0.5477      | 0.5315       | 0.5477      |
|  FRANC RWANDAIS        | 1.9242      | 1.8953            | 1.9531      | 1.8953       | 1.9531      |
|  YUAN RENMINBI         | 282.4560    | 278.2192          | 286.6928    | 278.2192     | 286.6928    |
|  DINAR KOWEITIEN       | 6,630.4860  | 6,531.0287        | 6,729.9433  | 6,531.0287   | 6,729.9433  |
|  COURONNE DANOISE      | 274.5817    | 270.4630          | 278.7004    | 270.4630     | 278.7004    |