




















| Devise | Cours Moyen | Billets de banque | | Transactions | |
|--|-------------|-------------------|-------------|--------------|-------------|
| | | Cours Achat | Cours Vente | Cours Achat | Cours Vente |
|  DOLLAR CANADIEN | 2,052.1355 | 2,021.3535 | 2,082.9175 | 2,021.3535 | 2,082.9175 |
|  RIYAL SAUDIENS | 779.6539 | 767.9591 | 791.3487 | 767.9591 | 791.3487 |
|  YEN JAPONAIS | 19.5368 | 19.2437 | 19.8299 | 19.2437 | 19.8299 |
|  COURONNE NORVEGIENNE | 263.0316 | 259.0861 | 266.9771 | 259.0861 | 266.9771 |
|  LIVRE STERLING | 3,694.6346 | 3,639.2151 | 3,750.0541 | 3,639.2151 | 3,750.0541 |
|  COURONNE SUEDOISE | 274.4161 | 270.2999 | 278.5323 | 270.2999 | 278.5323 |
|  DOLLAR AMERICAIN | 2,923.7800 | 2,879.9233 | 2,967.6367 | 2,879.9233 | 2,967.6367 |
|  FRANC SUISSE | 3,258.9645 | 3,210.0800 | 3,307.8490 | 3,210.0800 | 3,307.8490 |
|  EURO | 3,062.9519 | 3,017.0076 | 3,108.8962 | 3,017.0076 | 3,108.8962 |
|  SHILLING KENYAN | 22.5775 | 22.2388 | 22.9162 | 22.2388 | 22.9162 |
|  DROIT DE TIRAGE SPECIAL | 3,839.2439 | 3,781.6552 | 3,896.8326 | 3,781.6552 | 3,896.8326 |
|  RAND SUD AFRICAIN | 159.2200 | 156.8317 | 161.6083 | 156.8317 | 161.6083 |
|  AUSTRALIAN DOLLAR | 1,858.0622 | 1,830.1913 | 1,885.9331 | 1,830.1913 | 1,885.9331 |
|  SHILLING TANZANIEN | 1.1315 | 1.1145 | 1.1485 | 1.1145 | 1.1485 |
|  SHILLING OUGANDAIS | 0.7954 | 0.7835 | 0.8073 | 0.7835 | 0.8073 |
|  FRANC RWANDAIS | 2.0913 | 2.0599 | 2.1227 | 2.0599 | 2.1227 |
|  YUAN RENMINBI | 402.7134 | 396.6727 | 408.7541 | 396.6727 | 408.7541 |
|  DINAR KOWEITIEN | 9,477.0996 | 9,334.9431 | 9,619.2561 | 9,334.9431 | 9,619.2561 |
|  COURONNE DANOISE | 410.5856 | 404.4268 | 416.7444 | 404.4268 | 416.7444 |