




















| Devise | Cours Moyen | Billets de banque | | Transactions | |
|--|-------------|-------------------|-------------|--------------|-------------|
| | | Cours Achat | Cours Vente | Cours Achat | Cours Vente |
|  DOLLAR CANADIEN | 1,580.2636 | 1,556.5596 | 1,603.9676 | 1,556.5596 | 1,603.9676 |
|  RIYAL SAUDIENS | 536.9333 | 528.8793 | 544.9873 | 528.8793 | 544.9873 |
|  YEN JAPONAIS | 17.5550 | 17.2917 | 17.8183 | 17.2917 | 17.8183 |
|  COURONNE NORVEGIENNE | 223.8816 | 220.5234 | 227.2398 | 220.5234 | 227.2398 |
|  LIVRE STERLING | 2,738.8407 | 2,697.7581 | 2,779.9233 | 2,697.7581 | 2,779.9233 |
|  COURONNE SUEDOISE | 213.1745 | 209.9769 | 216.3721 | 209.9769 | 216.3721 |
|  DOLLAR AMERICAIN | 2,014.5200 | 1,984.3022 | 2,044.7378 | 1,984.3022 | 2,044.7378 |
|  FRANC SUISSE | 2,199.1376 | 2,166.1505 | 2,232.1247 | 2,166.1505 | 2,232.1247 |
|  EURO | 2,277.5156 | 2,243.3529 | 2,311.6783 | 2,243.3529 | 2,311.6783 |
|  SHILLING KENYAN | 17.7256 | 17.4597 | 17.9915 | 17.4597 | 17.9915 |
|  DROIT DE TIRAGE SPECIAL | 2,826.8847 | 2,784.4814 | 2,869.2880 | 2,784.4814 | 2,869.2880 |
|  RAND SUD AFRICAIN | 132.6656 | 130.6756 | 134.6556 | 130.6756 | 134.6556 |
|  AUSTRALIAN DOLLAR | 1,451.4617 | 1,429.6898 | 1,473.2336 | 1,429.6898 | 1,473.2336 |
|  SHILLING TANZANIEN | 0.8706 | 0.8575 | 0.8837 | 0.8575 | 0.8837 |
|  SHILLING OUGANDAIS | 0.5739 | 0.5653 | 0.5825 | 0.5653 | 0.5825 |
|  FRANC RWANDAIS | 1.9371 | 1.9080 | 1.9662 | 1.9080 | 1.9662 |
|  YUAN RENMINBI | 317.6474 | 312.8827 | 322.4121 | 312.8827 | 322.4121 |
|  DINAR KOWEITIEN | 6,660.4510 | 6,560.5442 | 6,760.3578 | 6,560.5442 | 6,760.3578 |
|  COURONNE DANOISE | 306.1208 | 301.5290 | 310.7126 | 301.5290 | 310.7126 |