




















| Devise | Cours Moyen | Billets de banque | | Transactions | |
|--|-------------|-------------------|-------------|--------------|-------------|
| | | Cours Achat | Cours Vente | Cours Achat | Cours Vente |
|  DOLLAR CANADIEN | 1,595.8078 | 1,571.8707 | 1,619.7449 | 1,571.8707 | 1,619.7449 |
|  RIYAL SAUDIENS | 542.6383 | 534.4987 | 550.7779 | 534.4987 | 550.7779 |
|  YEN JAPONAIS | 15.3217 | 15.0919 | 15.5515 | 15.0919 | 15.5515 |
|  COURONNE NORVEGIENNE | 214.0080 | 210.7979 | 217.2181 | 210.7979 | 217.2181 |
|  LIVRE STERLING | 2,488.0682 | 2,450.7472 | 2,525.3892 | 2,450.7472 | 2,525.3892 |
|  COURONNE SUEDOISE | 202.5232 | 199.4854 | 205.5610 | 199.4854 | 205.5610 |
|  DOLLAR AMERICAIN | 2,040.3200 | 2,009.7152 | 2,070.9248 | 2,009.7152 | 2,070.9248 |
|  FRANC SUISSE | 2,161.4704 | 2,129.0483 | 2,193.8925 | 2,129.0483 | 2,193.8925 |
|  EURO | 2,098.0611 | 2,066.5902 | 2,129.5320 | 2,066.5902 | 2,129.5320 |
|  SHILLING KENYAN | 17.1096 | 16.8530 | 17.3662 | 16.8530 | 17.3662 |
|  DROIT DE TIRAGE SPECIAL | 2,695.6411 | 2,655.2065 | 2,736.0757 | 2,655.2065 | 2,736.0757 |
|  RAND SUD AFRICAIN | 125.6703 | 123.7852 | 127.5554 | 123.7852 | 127.5554 |
|  AUSTRALIAN DOLLAR | 1,443.0163 | 1,421.3711 | 1,464.6615 | 1,421.3711 | 1,464.6615 |
|  SHILLING TANZANIEN | 0.8749 | 0.8618 | 0.8880 | 0.8618 | 0.8880 |
|  SHILLING OUGANDAIS | 0.5286 | 0.5207 | 0.5365 | 0.5207 | 0.5365 |
|  FRANC RWANDAIS | 1.9827 | 1.9530 | 2.0124 | 1.9530 | 2.0124 |
|  YUAN RENMINBI | 302.7540 | 298.2127 | 307.2953 | 298.2127 | 307.2953 |
|  DINAR KOWEITIEN | 6,656.8352 | 6,556.9827 | 6,756.6877 | 6,556.9827 | 6,756.6877 |
|  COURONNE DANOISE | 281.9660 | 277.7365 | 286.1955 | 277.7365 | 286.1955 |