




















| Devise | Cours Moyen | Billets de banque | | Transactions | |
|--|-------------|-------------------|-------------|--------------|-------------|
| | | Cours Achat | Cours Vente | Cours Achat | Cours Vente |
|  DOLLAR CANADIEN | 1,605.1848 | 1,581.1070 | 1,629.2626 | 1,581.1070 | 1,629.2626 |
|  RIYAL SAUDIENS | 539.0635 | 530.9775 | 547.1495 | 530.9775 | 547.1495 |
|  YEN JAPONAIS | 16.1751 | 15.9325 | 16.4177 | 15.9325 | 16.4177 |
|  COURONNE NORVEGIENNE | 232.1334 | 228.6514 | 235.6154 | 228.6514 | 235.6154 |
|  LIVRE STERLING | 2,632.2894 | 2,592.8051 | 2,671.7737 | 2,592.8051 | 2,671.7737 |
|  COURONNE SUEDOISE | 214.2293 | 211.0159 | 217.4427 | 211.0159 | 217.4427 |
|  DOLLAR AMERICAIN | 2,021.6500 | 1,991.3253 | 2,051.9748 | 1,991.3253 | 2,051.9748 |
|  FRANC SUISSE | 2,161.7301 | 2,129.3041 | 2,194.1561 | 2,129.3041 | 2,194.1561 |
|  EURO | 2,202.1833 | 2,169.1506 | 2,235.2161 | 2,169.1506 | 2,235.2161 |
|  SHILLING KENYAN | 17.5338 | 17.2708 | 17.7968 | 17.2708 | 17.7968 |
|  DROIT DE TIRAGE SPECIAL | 2,772.1139 | 2,730.5322 | 2,813.6956 | 2,730.5322 | 2,813.6956 |
|  RAND SUD AFRICAIN | 137.8131 | 135.7459 | 139.8803 | 135.7459 | 139.8803 |
|  AUSTRALIAN DOLLAR | 1,505.5228 | 1,482.9400 | 1,528.1056 | 1,482.9400 | 1,528.1056 |
|  SHILLING TANZANIEN | 0.8729 | 0.8598 | 0.8860 | 0.8598 | 0.8860 |
|  SHILLING OUGANDAIS | 0.5703 | 0.5617 | 0.5789 | 0.5617 | 0.5789 |
|  FRANC RWANDAIS | 1.9869 | 1.9571 | 2.0167 | 1.9571 | 2.0167 |
|  YUAN RENMINBI | 317.2360 | 312.4775 | 321.9945 | 312.4775 | 321.9945 |
|  DINAR KOWEITIEN | 6,627.7087 | 6,528.2931 | 6,727.1243 | 6,528.2931 | 6,727.1243 |
|  COURONNE DANOISE | 296.1083 | 291.6667 | 300.5499 | 291.6667 | 300.5499 |