




















| Devise | Cours Moyen | Billets de banque | | Transactions | |
|--|-------------|-------------------|-------------|--------------|-------------|
| | | Cours Achat | Cours Vente | Cours Achat | Cours Vente |
|  DOLLAR CANADIEN | 1,606.5329 | 1,582.4349 | 1,630.6309 | 1,582.4349 | 1,630.6309 |
|  RIYAL SAUDIENS | 538.9447 | 530.8605 | 547.0289 | 530.8605 | 547.0289 |
|  YEN JAPONAIS | 16.3064 | 16.0618 | 16.5510 | 16.0618 | 16.5510 |
|  COURONNE NORVEGIENNE | 229.6207 | 226.1764 | 233.0650 | 226.1764 | 233.0650 |
|  LIVRE STERLING | 2,642.2992 | 2,602.6647 | 2,681.9337 | 2,602.6647 | 2,681.9337 |
|  COURONNE SUEDOISE | 213.9454 | 210.7362 | 217.1546 | 210.7362 | 217.1546 |
|  DOLLAR AMERICAIN | 2,021.4200 | 1,991.0987 | 2,051.7413 | 1,991.0987 | 2,051.7413 |
|  FRANC SUISSE | 2,164.1454 | 2,131.6832 | 2,196.6076 | 2,131.6832 | 2,196.6076 |
|  EURO | 2,196.4750 | 2,163.5279 | 2,229.4221 | 2,163.5279 | 2,229.4221 |
|  SHILLING KENYAN | 17.5318 | 17.2688 | 17.7948 | 17.2688 | 17.7948 |
|  DROIT DE TIRAGE SPECIAL | 2,773.5898 | 2,731.9860 | 2,815.1936 | 2,731.9860 | 2,815.1936 |
|  RAND SUD AFRICAIN | 136.9906 | 134.9357 | 139.0455 | 134.9357 | 139.0455 |
|  AUSTRALIAN DOLLAR | 1,512.3254 | 1,489.6405 | 1,535.0103 | 1,489.6405 | 1,535.0103 |
|  SHILLING TANZANIEN | 0.8728 | 0.8597 | 0.8859 | 0.8597 | 0.8859 |
|  SHILLING OUGANDAIS | 0.5702 | 0.5616 | 0.5788 | 0.5616 | 0.5788 |
|  FRANC RWANDAIS | 1.9867 | 1.9569 | 2.0165 | 1.9569 | 2.0165 |
|  YUAN RENMINBI | 317.9133 | 313.1446 | 322.6820 | 313.1446 | 322.6820 |
|  DINAR KOWEITIEN | 6,630.4326 | 6,530.9761 | 6,729.8891 | 6,530.9761 | 6,729.8891 |
|  COURONNE DANOISE | 295.3759 | 290.9453 | 299.8065 | 290.9453 | 299.8065 |