




















| Devise | Cours Moyen | Billets de banque | | Transactions | |
|--|-------------|-------------------|-------------|--------------|-------------|
| | | Cours Achat | Cours Vente | Cours Achat | Cours Vente |
|  DOLLAR CANADIEN | 2,075.2186 | 2,044.0903 | 2,106.3469 | 2,044.0903 | 2,106.3469 |
|  RIYAL SAUDIENS | 759.1811 | 747.7934 | 770.5688 | 747.7934 | 770.5688 |
|  YEN JAPONAIS | 18.9509 | 18.6666 | 19.2352 | 18.6666 | 19.2352 |
|  COURONNE NORVEGIENNE | 256.9728 | 253.1182 | 260.8274 | 253.1182 | 260.8274 |
|  LIVRE STERLING | 3,511.1938 | 3,458.5259 | 3,563.8617 | 3,458.5259 | 3,563.8617 |
|  COURONNE SUEDOISE | 260.4330 | 256.5265 | 264.3395 | 256.5265 | 264.3395 |
|  DOLLAR AMERICAIN | 2,848.0300 | 2,805.3096 | 2,890.7505 | 2,805.3096 | 2,890.7505 |
|  FRANC SUISSE | 3,162.8963 | 3,115.4529 | 3,210.3397 | 3,115.4529 | 3,210.3397 |
|  EURO | 3,049.1009 | 3,003.3644 | 3,094.8374 | 3,003.3644 | 3,094.8374 |
|  SHILLING KENYAN | 18.8237 | 18.5413 | 19.1061 | 18.5413 | 19.1061 |
|  DROIT DE TIRAGE SPECIAL | 3,763.3327 | 3,706.8827 | 3,819.7827 | 3,706.8827 | 3,819.7827 |
|  RAND SUD AFRICAIN | 155.0902 | 152.7638 | 157.4166 | 152.7638 | 157.4166 |
|  AUSTRALIAN DOLLAR | 1,832.2801 | 1,804.7959 | 1,859.7643 | 1,804.7959 | 1,859.7643 |
|  SHILLING TANZANIEN | 1.1369 | 1.1198 | 1.1540 | 1.1198 | 1.1540 |
|  SHILLING OUGANDAIS | 0.7575 | 0.7461 | 0.7689 | 0.7461 | 0.7689 |
|  FRANC RWANDAIS | 2.3191 | 2.2843 | 2.3539 | 2.2843 | 2.3539 |
|  YUAN RENMINBI | 391.1807 | 385.3130 | 397.0484 | 385.3130 | 397.0484 |
|  DINAR KOWEITIEN | 9,222.4471 | 9,084.1104 | 9,360.7838 | 9,084.1104 | 9,360.7838 |
|  COURONNE DANOISE | 408.8091 | 402.6770 | 414.9412 | 402.6770 | 414.9412 |