




















| Devise | Cours Moyen | Billets de banque | | Transactions | |
|--|-------------|-------------------|-------------|--------------|-------------|
| | | Cours Achat | Cours Vente | Cours Achat | Cours Vente |
|  DOLLAR CANADIEN | 2,135.3818 | 2,103.3511 | 2,167.4125 | 2,103.3511 | 2,167.4125 |
|  RIYAL SAUDIENS | 772.4635 | 760.8765 | 784.0505 | 760.8765 | 784.0505 |
|  YEN JAPONAIS | 19.5404 | 19.2473 | 19.8335 | 19.2473 | 19.8335 |
|  COURONNE NORVEGIENNE | 271.9961 | 267.9162 | 276.0760 | 267.9162 | 276.0760 |
|  LIVRE STERLING | 3,804.8165 | 3,747.7443 | 3,861.8887 | 3,747.7443 | 3,861.8887 |
|  COURONNE SUEDOISE | 279.5918 | 275.3979 | 283.7857 | 275.3979 | 283.7857 |
|  DOLLAR AMERICAIN | 2,901.4500 | 2,857.9283 | 2,944.9718 | 2,857.9283 | 2,944.9718 |
|  FRANC SUISSE | 3,382.2347 | 3,331.5012 | 3,432.9682 | 3,331.5012 | 3,432.9682 |
|  EURO | 3,182.1653 | 3,134.4328 | 3,229.8978 | 3,134.4328 | 3,229.8978 |
|  SHILLING KENYAN | 22.4919 | 22.1545 | 22.8293 | 22.1545 | 22.8293 |
|  DROIT DE TIRAGE SPECIAL | 3,900.1863 | 3,841.6835 | 3,958.6891 | 3,841.6835 | 3,958.6891 |
|  RAND SUD AFRICAIN | 166.0552 | 163.5644 | 168.5460 | 163.5644 | 168.5460 |
|  AUSTRALIAN DOLLAR | 1,973.2761 | 1,943.6770 | 2,002.8752 | 1,943.6770 | 2,002.8752 |
|  SHILLING TANZANIEN | 1.0667 | 1.0507 | 1.0827 | 1.0507 | 1.0827 |
|  SHILLING OUGANDAIS | 0.7912 | 0.7793 | 0.8031 | 0.7793 | 0.8031 |
|  FRANC RWANDAIS | 2.1445 | 2.1123 | 2.1767 | 2.1123 | 2.1767 |
|  YUAN RENMINBI | 413.4003 | 407.1993 | 419.6013 | 407.1993 | 419.6013 |
|  DINAR KOWEITIEN | 9,476.5980 | 9,334.4490 | 9,618.7470 | 9,334.4490 | 9,618.7470 |
|  COURONNE DANOISE | 426.8910 | 420.4876 | 433.2944 | 420.4876 | 433.2944 |