




















| Devise | Cours Moyen | Billets de banque | | Transactions | |
|--|-------------|-------------------|-------------|--------------|-------------|
| | | Cours Achat | Cours Vente | Cours Achat | Cours Vente |
|  DOLLAR CANADIEN | 1,635.3151 | 1,610.7854 | 1,659.8448 | 1,610.7854 | 1,659.8448 |
|  RIYAL SAUDIENS | 525.4976 | 517.6151 | 533.3801 | 517.6151 | 533.3801 |
|  YEN JAPONAIS | 17.9957 | 17.7258 | 18.2656 | 17.7258 | 18.2656 |
|  COURONNE NORVEGIENNE | 237.3857 | 233.8249 | 240.9465 | 233.8249 | 240.9465 |
|  LIVRE STERLING | 2,803.7586 | 2,761.7022 | 2,845.8150 | 2,761.7022 | 2,845.8150 |
|  COURONNE SUEDOISE | 237.7064 | 234.1408 | 241.2720 | 234.1408 | 241.2720 |
|  DOLLAR AMERICAIN | 1,970.8000 | 1,941.2380 | 2,000.3620 | 1,941.2380 | 2,000.3620 |
|  FRANC SUISSE | 2,191.4823 | 2,158.6101 | 2,224.3545 | 2,158.6101 | 2,224.3545 |
|  EURO | 2,408.4161 | 2,372.2899 | 2,444.5423 | 2,372.2899 | 2,444.5423 |
|  SHILLING KENYAN | 18.2990 | 18.0245 | 18.5735 | 18.0245 | 18.5735 |
|  DROIT DE TIRAGE SPECIAL | 2,847.1499 | 2,804.4427 | 2,889.8571 | 2,804.4427 | 2,889.8571 |
|  RAND SUD AFRICAIN | 143.6427 | 141.4881 | 145.7973 | 141.4881 | 145.7973 |
|  AUSTRALIAN DOLLAR | 1,525.9904 | 1,503.1005 | 1,548.8803 | 1,503.1005 | 1,548.8803 |
|  SHILLING TANZANIEN | 0.8498 | 0.8371 | 0.8625 | 0.8371 | 0.8625 |
|  SHILLING OUGANDAIS | 0.5556 | 0.5473 | 0.5639 | 0.5473 | 0.5639 |
|  FRANC RWANDAIS | 1.9669 | 1.9374 | 1.9964 | 1.9374 | 1.9964 |
|  YUAN RENMINBI | 309.2324 | 304.5939 | 313.8709 | 304.5939 | 313.8709 |
|  DINAR KOWEITIEN | 6,552.7331 | 6,454.4421 | 6,651.0241 | 6,454.4421 | 6,651.0241 |
|  COURONNE DANOISE | 323.8332 | 318.9757 | 328.6907 | 318.9757 | 328.6907 |