




















| Devise | Cours Moyen | Billets de banque | | Transactions | |
|--|-------------|-------------------|-------------|--------------|-------------|
| | | Cours Achat | Cours Vente | Cours Achat | Cours Vente |
|  DOLLAR CANADIEN | 2,146.8476 | 2,114.6449 | 2,179.0503 | 2,114.6449 | 2,179.0503 |
|  RIYAL SAUDIENS | 771.3821 | 759.8114 | 782.9528 | 759.8114 | 782.9528 |
|  YEN JAPONAIS | 19.9923 | 19.6924 | 20.2922 | 19.6924 | 20.2922 |
|  COURONNE NORVEGIENNE | 274.3943 | 270.2784 | 278.5102 | 270.2784 | 278.5102 |
|  LIVRE STERLING | 3,819.5686 | 3,762.2751 | 3,876.8621 | 3,762.2751 | 3,876.8621 |
|  COURONNE SUEDOISE | 283.3211 | 279.0713 | 287.5709 | 279.0713 | 287.5709 |
|  DOLLAR AMERICAIN | 2,894.3800 | 2,850.9643 | 2,937.7957 | 2,850.9643 | 2,937.7957 |
|  FRANC SUISSE | 3,415.8022 | 3,364.5652 | 3,467.0392 | 3,364.5652 | 3,467.0392 |
|  EURO | 3,232.2989 | 3,183.8144 | 3,280.7834 | 3,183.8144 | 3,280.7834 |
|  SHILLING KENYAN | 22.4371 | 22.1005 | 22.7737 | 22.1005 | 22.7737 |
|  DROIT DE TIRAGE SPECIAL | 3,906.9475 | 3,848.3433 | 3,965.5517 | 3,848.3433 | 3,965.5517 |
|  RAND SUD AFRICAIN | 163.4324 | 160.9809 | 165.8839 | 160.9809 | 165.8839 |
|  AUSTRALIAN DOLLAR | 1,964.2710 | 1,934.8069 | 1,993.7351 | 1,934.8069 | 1,993.7351 |
|  SHILLING TANZANIEN | 1.0680 | 1.0520 | 1.0840 | 1.0520 | 1.0840 |
|  SHILLING OUGANDAIS | 0.7797 | 0.7680 | 0.7914 | 0.7680 | 0.7914 |
|  FRANC RWANDAIS | 2.1818 | 2.1491 | 2.2145 | 2.1491 | 2.2145 |
|  YUAN RENMINBI | 406.2829 | 400.1887 | 412.3771 | 400.1887 | 412.3771 |
|  DINAR KOWEITIEN | 9,477.6515 | 9,335.4867 | 9,619.8163 | 9,335.4867 | 9,619.8163 |
|  COURONNE DANOISE | 433.2385 | 426.7399 | 439.7371 | 426.7399 | 439.7371 |