




















| Devise | Cours Moyen | Billets de banque | | Transactions | |
|--|-------------|-------------------|-------------|--------------|-------------|
| | | Cours Achat | Cours Vente | Cours Achat | Cours Vente |
|  DOLLAR CANADIEN | 2,067.6267 | 2,036.6123 | 2,098.6411 | 2,036.6123 | 2,098.6411 |
|  RIYAL SAUDIENS | 774.1729 | 762.5603 | 785.7855 | 762.5603 | 785.7855 |
|  YEN JAPONAIS | 18.5866 | 18.3078 | 18.8654 | 18.3078 | 18.8654 |
|  COURONNE NORVEGIENNE | 260.9738 | 257.0592 | 264.8884 | 257.0592 | 264.8884 |
|  LIVRE STERLING | 3,685.8191 | 3,630.5318 | 3,741.1064 | 3,630.5318 | 3,741.1064 |
|  COURONNE SUEDOISE | 264.6340 | 260.6645 | 268.6035 | 260.6645 | 268.6035 |
|  DOLLAR AMERICAIN | 2,907.6000 | 2,863.9860 | 2,951.2140 | 2,863.9860 | 2,951.2140 |
|  FRANC SUISSE | 3,270.0894 | 3,221.0381 | 3,319.1407 | 3,221.0381 | 3,319.1407 |
|  EURO | 3,065.0465 | 3,019.0708 | 3,111.0222 | 3,019.0708 | 3,111.0222 |
|  SHILLING KENYAN | 22.4959 | 22.1585 | 22.8333 | 22.1585 | 22.8333 |
|  DROIT DE TIRAGE SPECIAL | 3,814.2464 | 3,757.0327 | 3,871.4601 | 3,757.0327 | 3,871.4601 |
|  RAND SUD AFRICAIN | 159.1544 | 156.7671 | 161.5417 | 156.7671 | 161.5417 |
|  AUSTRALIAN DOLLAR | 1,879.3273 | 1,851.1374 | 1,907.5172 | 1,851.1374 | 1,907.5172 |
|  SHILLING TANZANIEN | 1.0931 | 1.0767 | 1.1095 | 1.0767 | 1.1095 |
|  SHILLING OUGANDAIS | 0.7923 | 0.7804 | 0.8042 | 0.7804 | 0.8042 |
|  FRANC RWANDAIS | 2.1342 | 2.1022 | 2.1662 | 2.1022 | 2.1662 |
|  YUAN RENMINBI | 401.9798 | 395.9501 | 408.0095 | 395.9501 | 408.0095 |
|  DINAR KOWEITIEN | 9,451.6140 | 9,309.8398 | 9,593.3882 | 9,309.8398 | 9,593.3882 |
|  COURONNE DANOISE | 410.8985 | 404.7350 | 417.0620 | 404.7350 | 417.0620 |